



ATTACHMENT 3

Red Hawk Paint Guidelines

1. The color palette for Red Hawk Phases (Filings 1 and 2) is light to medium earth tones for all 433 homes in our subdivision. Note: The Filing 3 homes, built by Lennar Homes, are not part of our HOA.
2. Each home must be painted on the exterior with three different colors: Body, Trim, and Accent/Door.
3. The color choices for our HOA are available for your review at Sherwin-Williams, 175 Plum Creek Parkway, Castle Rock, Colorado 80104, phone (303) 814-9763. This HOMEScapes Signature Collection of color schemes was designed by *The Finishing Touch* specifically for Red Hawk and updated by a Sherwin-Williams design specialist. The new color schemes were approved in July 2014 by the Board of Directors. Ask a Sherwin-Williams employee for the Red Hawk HOA book.
 - a. In addition, the Architectural Advisory Committee has a copy of the color book that may be checked out for your convenience. DO NOT write, fold, mutilate, or remove any of the pages from this book or you will be charged for their replacement.
4. The book of color choices at Sherwin-Williams includes 26 color combinations from which to choose. Each of the custom designed color schemes includes a Body color, a Trim color, and an Accent/Door color.
 - a. When you select a color scheme from the book, such as 13-1 for example, you must use the Body color and the Trim color illustrated on that page. You may NOT choose a Body color from one page and a Trim color from another page.
 - b. You may not switch the Body and Trim colors. The Trim color may only be used on the Trim and only ONE Trim color may be used on the house. The Trim color may NOT be used on the large garage doors. The Body color may be used on the accent diamonds on the trim.
 - c. The house may NOT be painted a single color. The Trim color MUST be used. The sole exception is a home that was originally painted white by US Homes.
 - d. The Accent color from the selected color scheme is preferred, however you may substitute an Accent color from another color scheme if desired.
 - e. The Accent color MUST be used on the front door. It may be used on the garage side exit door and/or behind the house numbers. The Accent color may not be used on the trim or on the accent diamonds on the trim.

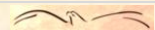


- f. The recommended sheen for the Body and Trim colors is Satin although Semi-Gloss may be used for the Accent color. Hi-Gloss is not approved for any of the exterior paint colors.
 - g. The Red Hawk HOA approved palette has 26 paint schemes available to homeowners. However, homeowners in Red Hawk Filing 2 should be aware that the majority of these homes lie in the minor and moderate Skyline protection areas and are subject to the Town of Castle Rock Municipal Code Chapter 17.14, *Skyline/Ridgeline Protection Regulations* and specifically paragraph 17.14.060 C1. Homeowners should reference the Castle Rock Municipal Code at www.crgov.com/DocumentCenter/Home/View/1246 and the map located at gis.crgov.com/maps/DevelopmentConstraints.html for specific restrictions regarding their specific unit prior to painting and make an informed decision based on this information.
5. It is not necessary to use Sherwin-Williams paint, but you are required to select your exterior paint colors from this book. If you use paint other than Sherwin-Williams, the color MUST be an *exact* PANTONE color match. Most reliable paint stores can color match any sample, but this task is impossible by sight alone. If the colors do not match, you will be required to repaint immediately at your own expense.
6. Be sure that the color scheme you select is not the same as your neighbors' on either side of you or the home directly across the street. Our goal is to encourage a variety of color-coordinated homes in each part of the neighborhood.
7. Once you are confident your paint choices meet the guidelines, print an Architectural Review Request Form online at www.redhawkhoa.com, complete the form, and mail, fax, or email it to our Property Manager at the address on the form. All paint projects require an Architectural Review Request Form be submitted and approved, PRIOR to the start of the project.
8. After your request is received, a member of the Architectural Committee will contact you within one week to make an appointment to review your request
9. After review by the Architectural Committee, your request will be submitted to the Board of Directors for final approval or denial. You will promptly receive a letter confirming either approval or denial of your request.
10. When you receive the final approval letter, you will also receive a Window Notice to post, indicating that the HOA has approved the color schemes, and you may begin painting. Please do not initiate work on your project nor purchase materials without first receiving final approval from the Board of Directors. This will help us avoid potential problems associated with a misunderstanding of the Guidelines and the unnecessary expense of having to re-do your project. If this requirement is disregarded, fines and subsequent litigation may ensue.



We truly appreciate each homeowner's efforts to maintain and upgrade your property. As we work together to beautify our homes, we will ultimately contribute to the enhancement of our property values and the quality of community life in Red Hawk. If you have any questions about these Guidelines, or any other concerns, please do not hesitate to contact our Property Manager for immediate assistance.

The Red Hawk HOA Board of Directors
Approved: 20 November 2014



ATTACHMENT 4

Approved Color Schemes

These updated color schemes were approved by the Red Hawk Homeowners Association Board of Directors on 24 July 2014. It is the mission of the HOA Board to increase home values in Red Hawk by improving visual continuity and creating a sense of neighborhood identity. These colors were professionally chosen to create a cohesive, contemporary, and sophisticated appearance.

| Scheme | Body Color | | | Trim Color | | | Accent/Door Color | | | |
|--------|-----------------|----|------|------------------|----|------|-------------------|----|------|----|
| 13-1 | Link Gray | SW | 6200 | Urban Putty | SW | 7532 | Sommelier | SW | 7595 | 1 |
| 13-2 | Zeus | SW | 7744 | Stucco | SW | 7569 | Sundried Tomato | SW | 7585 | 2 |
| 13-3 | Zeus | SW | 7744 | Homestead Brown | SW | 7515 | Sundried Tomato | SW | 7585 | 3 |
| 13-4 | Portico | SW | 7548 | Cocoon | SW | 6173 | French Roast | SW | 6069 | 4 |
| 13-5 | Camelback | SW | 6122 | Portabello | SW | 6102 | Wheat Penny | SW | 7705 | 5 |
| 13-6 | Taupe Tone | SW | 7633 | Web Gray | SW | 7075 | Sommelier | SW | 7595 | 6 |
| 13-7 | Foggy Day | SW | 6235 | Bungalow Beige | SW | 7511 | Turkish Coffee | SW | 6076 | 7 |
| 13-8 | Foggy Day | SW | 6235 | Garret Gray | SW | 6075 | Turkish Coffee | SW | 6076 | 8 |
| 13-9 | Fawn Brindle | SW | 7640 | Loggia | SW | 7506 | Still Water | SW | 6223 | 9 |
| 13-10 | Dovetail | SW | 7018 | Windfresh White | SW | 7628 | Seaworthy | SW | 7620 | 10 |
| 13-11 | Divine White | SW | 6105 | Bittersweet Stem | SW | 7536 | Tempe Star | SW | 6229 | 11 |
| 13-12 | Garret Gray | SW | 6075 | Versatile Gray | SW | 6072 | Expressive Plum | SW | 6271 | 12 |
| 13-13 | Stone Lion | SW | 7507 | Windfresh White | SW | 7628 | Rustic Red | SW | 7593 | 13 |
| 13-14 | Utterly Beige | SW | 6080 | Homestead Brown | SW | 7515 | Naval | SW | 6244 | 14 |
| 13-15 | Dry Dock | SW | 7502 | Beach House | SW | 7518 | Naval | SW | 6244 | 15 |
| 13-16 | Canoe | SW | 7724 | Bittersweet Stem | SW | 7536 | Tricorn Black | SW | 6258 | 16 |
| 13-17 | Canoe | SW | 7724 | Tree Branch | SW | 7525 | Olympic Range | SW | 7750 | 17 |
| 13-18 | Tavern Taupe | SW | 7508 | Bungalow Beige | SW | 7511 | Cordovan | SW | 6027 | 18 |
| 13-19 | Nomadic Desert | SW | 6107 | Tree Branch | SW | 7525 | Forestwood | SW | 7730 | 19 |
| 13-20 | Tree Branch | SW | 7525 | Chop Sticks | SW | 7575 | Rustic Red | SW | 7593 | 20 |
| 13-21 | Tree Branch | SW | 7525 | Dormer Brown | SW | 7521 | Rustic Red | SW | 7593 | 21 |
| 13-22 | Homestead Brown | SW | 7515 | Nantucket Dune | SW | 7527 | Salute | SW | 7582 | 22 |
| 13-23 | Moroccan Brown | SW | 6060 | Bona Fide Beige | SW | 6065 | French Roast | SW | 6069 | 23 |
| 13-24 | Nomadic Desert | SW | 6107 | Divine White | SW | 6105 | Wheat Penny | SW | 7705 | 24 |
| 13-25 | Requisite Gray | SW | 7023 | Eider White | SW | 7014 | Carriage Door | SW | 7594 | 25 |
| 13-26 | Eider White | SW | 7014 | Requisite Gray | SW | 7023 | Expressive Plum | SW | 6271 | 26 |

